



My Clinic Name  
My Web Site Address

## ABPM Comparison Report

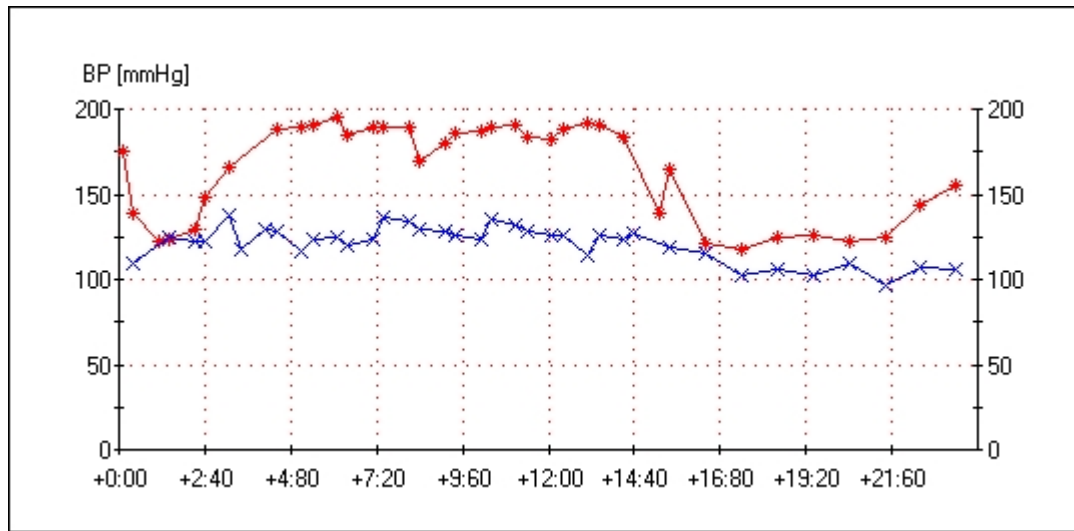
### Patient Information

<b>Patient Name</b>	Demo - Hypertensive	<b>Primary Physician</b>	Dr. Bill Jones, MD
<b>Date of Birth</b>	10-10-1972	<b>Interpreting Physician</b>	Dr. Mark Smith, MD

**Study Details 1 - Start Date : January 29, 2008, Start Time : 17:40, Awake time : 8:00, Stop Date : January 30, 2008, Stop Time : 17:10, Asleep time : 23:00**

**Study Details 2 - Start Date : February 01, 2008, Start Time : 19:40, Awake time : 7:00, Stop Date : February 02, 2008, Stop Time : 19:10, Asleep time : 23:00**

### Systolic

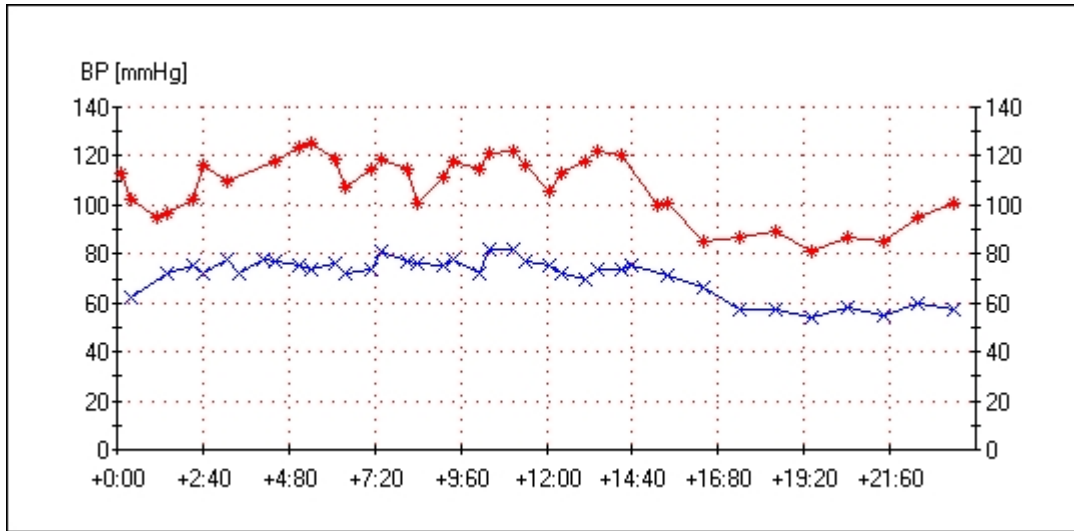




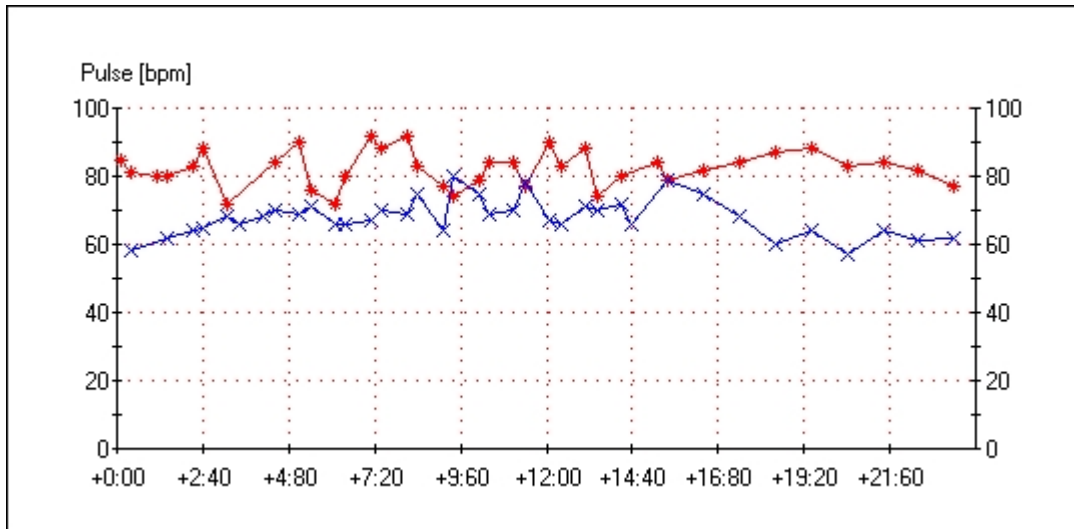
My Clinic Name  
My Web Site Address

<b>Patient Name</b>	Demo - Hypertensive	<b>Primary Physician</b>	Dr. Bill Jones, MD
<b>Date of Birth</b>	10-10-1972	<b>Interpreting Physician</b>	Dr. Mark Smith, MD

### Diastolic



### Pulse

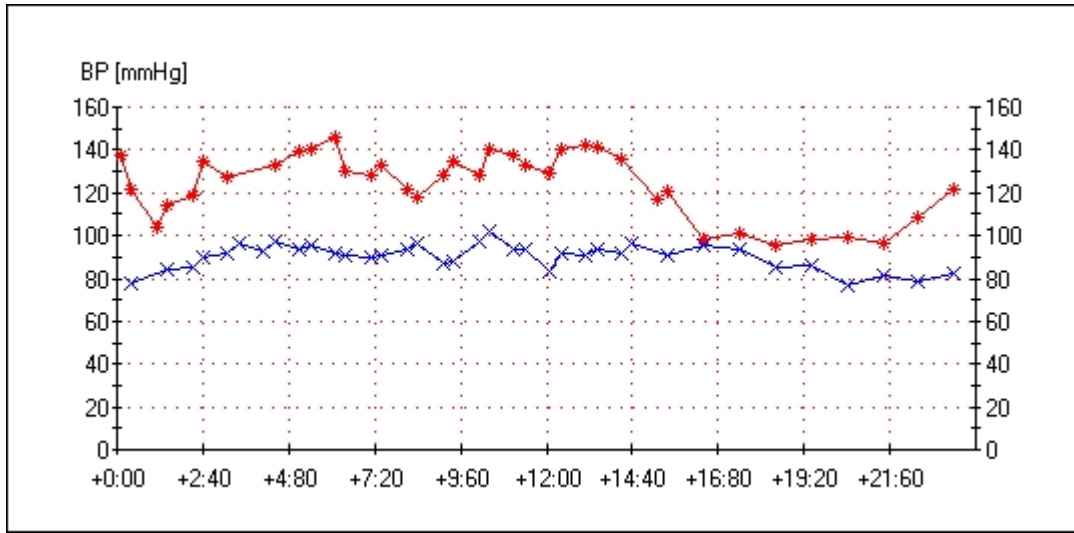




My Clinic Name  
My Web Site Address

<b>Patient Name</b>	Demo - Hypertensive	<b>Primary Physician</b>	Dr. Bill Jones, MD
<b>Date of Birth</b>	10-10-1972	<b>Interpreting Physician</b>	Dr. Mark Smith, MD

### MAP



### Medication Comparison

#### Study Details 1

Medication	Dosage	Frequency	Notes
No medication Entered			

#### Study Details 2

Medication	Dosage	Frequency	Notes
No medication Entered			